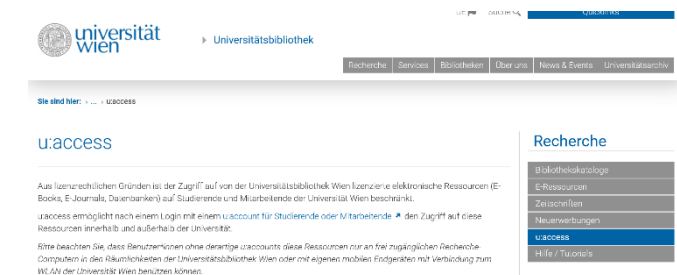


Literature Research

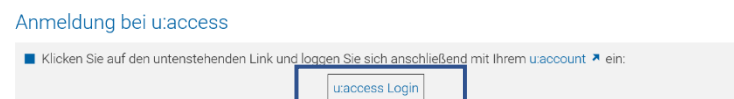
The University of Vienna provides several services for researching literature -- i.e. the official search engine of the library "u:search" as well as a digital library for journals that are available online. The following steps down below give a short overview about how these search engines work along with tips for how to research literature.

1. U:access


Many academic publications on the internet come with restricted access and are only available by paying a fee. The University of Vienna provides its students with the opportunity of getting free access to these publications. The access to plenty of journals and publications is possible via the "u:access" button. This is how to get the "u:access" button:




1. Open the u:access website.



2. Scroll down and click "u:access Login" to login with your University of Vienna login details.



3. After connecting successfully with "u:access", scroll down until you spot a red button



4. This red button can be added to your bookmark bar via drag and drop.

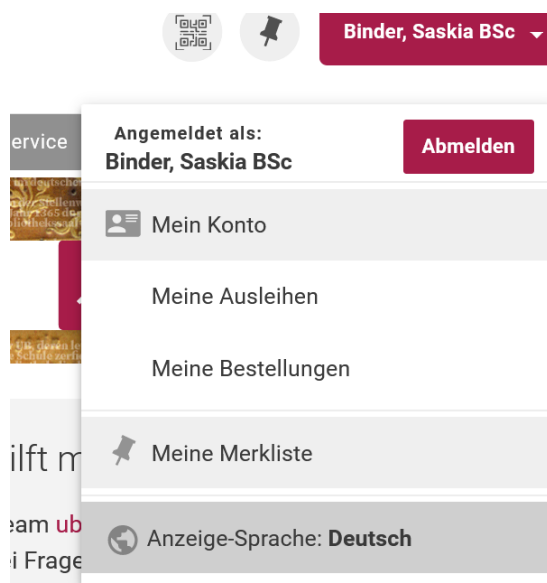
After copying the "u:access" button successfully to your bookmark bar, you now have the opportunity to use it when you find online publications with restricted access. To access, you click the button in your bookmark bar to convert the URL which should then show that you're connected with the service. (To check: in the URL you should now be able to see "u:access" somewhere in the link). Subsequently you now have access to many providers of academic publications.

2. Library search engine u:search

"u:search" is the official library search engine by the University of Vienna. Besides access to online books and articles, "u:search" also provides information on all the print media available. That's why it's the first step when ordering a book by one of the libraries. Similar to Google, "u:search" is a search engine and therefore looks through very large and inhomogeneous data volumes for information. There is a difference between researching via a search engine and via a database.

In databases, you search via keywords which provide the database with a framework on what kind of contents you're looking for. This leads to results that are more relevant. E.g. When you look for „risk behaviour in people with addictions“, the relevant keywords would be "risk behaviour" and "addiction". It's important to use nouns when creating your keywords to research in databases.

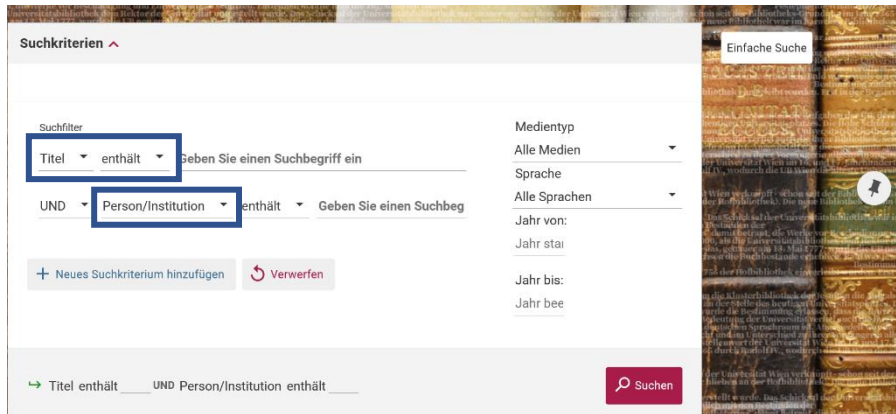
"u:search" on the other hand is a search engine, and here you use simple cues to research literature. The search engine looks for these cues in the bibliographical reference data, for example, words that are in the title of the work, and therefore can lead to irrelevant results. However, with the help of tools such as filters in the "u:search" sidebar you are able to refine the search and get more relevant results.



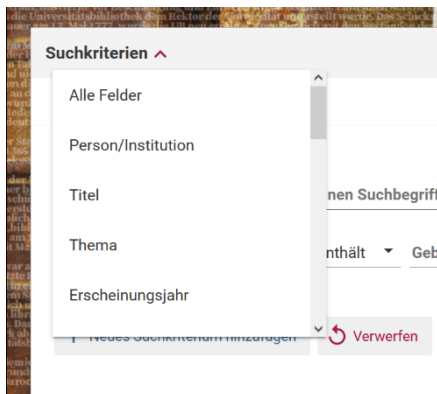
Via clicking on your own name in the top right hand corner, you are able to view your borrowed books and orders in the different libraries and manage them. Here you can also extend the return date and get an overview of all the return dates for your books.



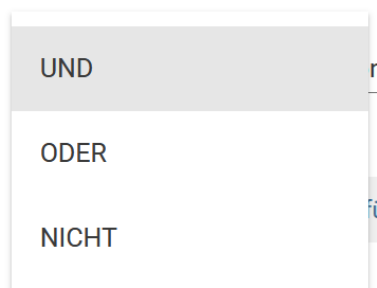
For a more elaborate search, you could use the "Advanced Search" feature.



Via the advanced search, you can look for different criteria. In the example given, we are looking for a specific book title and the corresponding author.



However, it is also possible to look for other criteria such as theme, which you could use if you're not yet sure of specific books.



Through Boolean Operators "AND" ("UND"), "OR" ("ODER"), and "NOT" ("NICHT") you are also able to connect several search fields. AND looks for bibliographical references that contain both inputs. OR looks for those references that contain one but not the other, and NOT looks for those references that do not contain the input.

Medientyp
Alle Medien ▾

Sprache
Alle Sprachen ▾

Jahr von:
Jahr sta

Jahr bis:
Jahr bee

Suchen

Additionally, on the right side you can specify the type of media you're looking for (book, article, etc.) as well as the year.

Bibliothek ^

- Hauptbibliothek (280)
- FB Philosophie und Psychologie (89)
- FB Bildungswissenschaft, Sprachwissenschaft und Vergleichende Literaturwissenschaft (59)

Mehr anzeigen

After you started your search, you can find a sidebar where you're able to filter the results further by different aspects, for example by choosing one of the university's libraries to collect your book.

Standorte

Bestellen/Vormerken

- FB Kunstgeschichte** > Freihand: Lesesaal > **Kunstpsych.-020** Info
(1 Exemplar, 1 Ex. verfügbar, 0 Vormerkungen)
- FB Romanistik** > Magazin > **CSW4-5 30686** Info
(1 Exemplar, 1 Ex. verfügbar, 0 Vormerkungen)
- FB Soziologie und Politikwissenschaft** > Info
Freihand: Raum 1 > **1-11067/4267**
(1 Exemplar, 1 Ex. verfügbar, 0 Vormerkungen)
- Hauptbibliothek** > Magazin: (ST 1 A) > **A-1004872** Info
(1 Exemplar, 1 Ex. verfügbar, 0 Vormerkungen)

After finding the book, you're looking for and you want to borrow a physical copy of the book you can click on the title of the book and look through the various library locations where it's available.

i Hier können Sie entlehbare Bestände bestellen oder entlehnte Bestände vormerken.

Materialart:

Nutzungsbedingungen:

Abholort / Benützung: *****
 Hauptbibliothek

Nicht benötigt nach: **i**

Anmerkung:

By clicking on "Bestellen/Vormerken" ("Request/Reservation") a new window opens where you can confirm the right library and finalise your order. You'll get an order confirmation via mail. As soon as the book is available at the requested information desk you'll receive another mail.

3. Electronic Journals Library (EZB)

The Electronic Journals Library is a service provided by the University of Vienna for finding all journals, which the University has an online-licence for. The EZB is a full text database, which means you can get access to the full text versions of a journal. The EZB is working with the help of a traffic-light-system, which indicates the availability of a journal. With some journals all editions are available whilst some journals are only available starting with or ending with a specific year. For some journals the University has no licence. The Electronic Journals Library (EZB) is available by clicking the link under "Journals and e-journals" on the following website:

<https://bibliothek.univie.ac.at/recherche.html>

Die Volltexte der Zeitschriften sind

- frei zugänglich.
- an der Universität Wien lizenziert und für die angegebenen Jahrgänge zugänglich.
- bei früheren Jahrgängen für Angehörige der Universität Wien freigeschaltet. Laufende Jahrgänge sind nicht zugänglich.
- nicht zugänglich. Inhaltsverzeichnisse und Abstracts sind meistens frei.

[Nutzungsbedingungen](#)

EZ3 Elektronische Zeitschriftenbibliothek
 Universitätsbibliothek Wien

u.access u.search

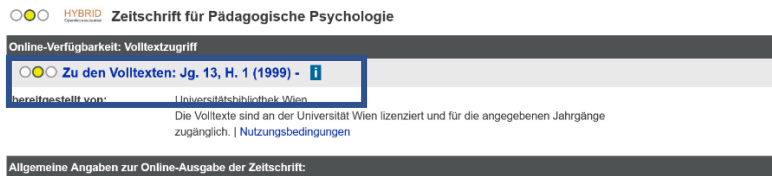
Zeitschrift | ISSN

Zeitschriftenliste nach Fachgebiet

Fachgebiet	Anzahl
Agrar- und Forstwissenschaft, Gartenbau, Ernährungs- und Haushaltswissenschaft	4610
Allgemeine Naturwissenschaft	4869
Allgemeine und fachübergreifende Zeitschriften	16174
Allgemeine und vergleichende Sprach- und Literaturwissenschaft, Indogermanistik, Außereuropäische Sprachen und Literaturen	4136
Anglistik, Amerikanistik	1576
Archäologie	1600

Zeitschriften


To search for a journal, type the name of the journal into the search field and scroll through the list to choose an area of expertise. Then, check the availability.



After your search, information will be provided, e.g. the year the journal is available from. It's important to have an active "u:access" connection, which is explained in the first chapter, to get full access to the journals.

4. The Austrian Library Network Search Engine (Verbundsuchmaschine)

The Austrian Library Network search engine looks for (print-)media in all of the academic libraries in Austria. If you've not been finding what you're looking for via "u:search" or the EZB you can do your literature research using this search engine to see if a different library somewhere in Austria has got something to your liking. The user interface is similar to the one in "u:search", so you shouldn't find any trouble using this search engine.



WILLKOMMEN BEI DER SUCHMASCHINE DES ÖSTERREICHISCHEN BIBLIOTHEKENVERBUNDES

Die Verbundsuchmaschine bietet einen zentralen, einfachen Einstieg für die Recherche in den Beständen der über 90 Einrichtungen des Österreichischen Bibliothekenverbundes. Die Verbunddatenbank umfasst derzeit mehr als 14,5 Millionen Titel.

UNSERE VERBUNDEILNEHMER

Oberösterreich
Universität Linz
Bibliothek der OÖ Landes-Kultur GmbH
A.-Stifter-Inst. d.Landes OÖ
Bundesinstitut für
Erwachsenenbildung
Bibliotheken der Oö.
Landeskultureinrichtungen

<https://search.obvsg.at/primo-explore/search?vid=OBV>

For any more questions concerning literature research, please contact us!